




# Thermal Pad 21-250

## FEATURES & BENEFITS

- Thermal Conductivity :5.0W/m-K
- Extremely Good Thermal Performance
- Very Good Compressibility
- High Breakdown Voltage
- Easy For Installation



## APPLICATIONS

- Memory Modules
- Mass Storage Devices
- Automotive Electronics
- Telecommunication Hardware
- Radios
- Power Electronics

JONES Thermal Pad 21-250 is designed to provide excellent performance and adhesion or natural tack. It demonstrates highly conformable to uneven and rough surfaces with minimal thermal gap filler compression.

JONES Thermal Pad 21-250 is available in custom die-cut parts, sheets and rolls, which makes it easy handling and simplified application. It's also available in a variety of thicknesses and hardness.

## TYPICAL PROPERTIES

	Properties	Thermal Pad 21-250	Test Method
<b>Thermal</b>	Thermal Conductivity (W/m·K)	5.0	ASTM D5470
	Operating Temperature Range (°C)	-55~200	JONES Test Method
<b>Physical</b>	Color	Grey	Visual
	Composition	Ceramic&Silicone	-
	Density (g/cm <sup>3</sup> )	2.8	ASTM D792
	Thickness Range (mm)	0.5~5.0	ASTM D374
	Thickness Tolerance(mm)> 1mm	±10%	-
	Thickness Tolerance(mm)≤ 1mm	±0.1	-
	Hardness (Shore 00)	50	ASTM D2240
<b>Electrical</b>	Breakdown Voltage (KV AC/mm)	>5	ASTM D149
	Volume Resistivity (Ohm·cm)	10 <sup>14</sup>	ASTM D257
	Dielectric Constant@1MHz	4.6	ASTM D150
<b>Regulatory</b>	Flame Rating	V0	UL 94

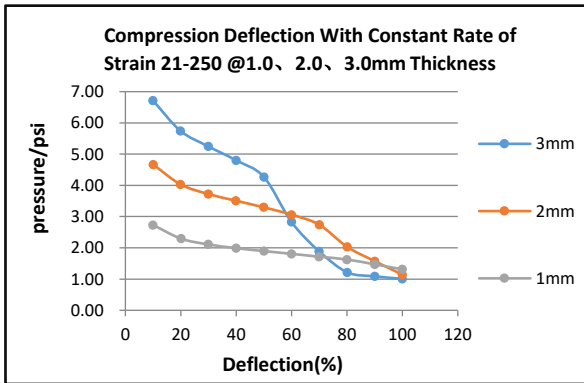


## TEST RESULTS

21-250 Gap Pad 1.0 mm Thick; 1 inch<sup>2</sup> test sample;

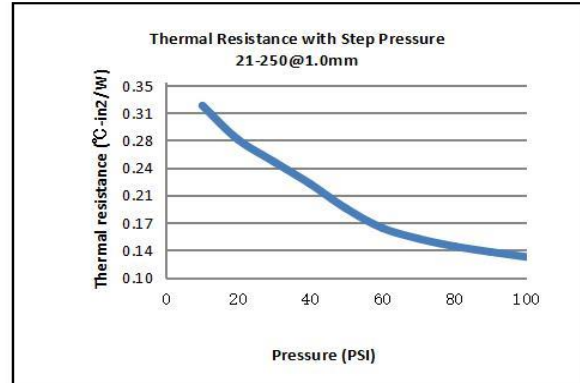
### Compression Deflection

Rate of strain = 1.0 mm/min



### Thermal Resistance

Pressure step = 10 psi



## PART NUMBER SYSTEM

**21 - X XX AB - YYY**  
 ①    ②    ③    ④    ⑤

- ① 21-Thermal management material
- ② X-Hardness
- ③ XX-Thermal Conductivity
- ④ AB-Optional style
- ④ YYY-Dimension



## ORDERING INFORMATION

### Recommended Compression

Compression range 20%~30%

### Standard Size

16" X 8" (406mm X 203mm)

Customizable packaging

### Storage Requirement

0°C to 35°C, 50%RH

12 months from date of manufacture.

\* Unopened Original Package

### HANDLING PRECAUTIONS

#### FOR SAFE HANDLING

INFORMATION OF THIS PRODUCT,  
PLEASE CONTACT WITH YOUR  
JONES REPRESENTATIVE FOR THE  
SAFETY DATA SHEET (SDS).

### LIMITED WARRANTY INFORMATION

The information provided in this Technical Data Sheet including the recommendations for use and application of the product are based on our knowledge and experience of the product as at the data of this TDS. Jones Corp is not, therefore, liable for the suitability of any Jones Corp products for any specific or general uses. Jones Corp shall not be liable for incidental or consequential damages of any kind.

### FOR MORE INFORMATION

About our high performance materials, solutions and capabilities, please visit our website:

<http://www.jones-corp.com>

#### Disclaimer

- The information provided in this Technical Data Sheet (TDS) including the recommendations for use and application of the product are based on our knowledge and experience of the product as at the issuing date of this TDS. When using our products, no matter what type of equipment they might be used for, be sure to make a written agreement on the specifications with us in advance. The design and specifications in this TDS are subject to change without prior notice.
- Do not use the products beyond the specifications described in this TDS. This TDS explains the typical performance of the products as individual component. Before use, check and evaluate their operations when installed in your products.
- The product provided in this TDS compliance with HSF.

JONES TECH PLC  
 3 Dong Huan Zhong Road, BDA, Beijing 100176 China  
 TEL: +86 10 6786 2636 FAX: +86 10 67860291  
 E-mail: sales@jones-corp.com

